

PK 165.002 TEC 7

PALFINGER

LIFETIME EXCELLENCE

LIGHTWEIGHT DESIGN MEETS HIGH-TECH CONTROL SYSTEMS



LIFETIME EXCELLENCE

PALFINGER LOADER CRANES ARE OUTSTANDING WITH THEIR SUPERIOR LIFE-CYCLE PERFORMANCE. THEY ARE THE MOST ECONOMICAL AND ALSO THE MOST RELIABLE OVER THE ENTIRE PRODUCT LIFE. FROM SOLUTION FINDING TO RESALE.

BETTER
SOLUTIONS

BETTER
EFFICIENCY

BETTER
ERGONOMICS

HIGHER VALUE
RETENTION



HIGHER
AVAILABILITY

HIGHER
SERVICEABILITY

BETTER
ECOLOGY

MORE
RELIABILITY



PERFECT WORKING EQUIPMENT





- Gross vehicle weight of less than 32ton - fully equipped
- High mobility due to the mounting on standard truck chassis
- Very stiff and light boom system thanks to P-Profile
- Hydraulic lifting height with fly-jib of approximately 40 metres
- Additional applications with Power Link Plus
- More efficiency with fly-jib due to DPS Plus and DPS-C
- Maximum utilisation of the working range thanks to extended HPSC
- Increased comfort and safety due to Soft Stop



FIRST-RATE IN DESIGN AND PERFORMANCE

15

HIGHLIGHTS



CONTINUOUS SLEWING SYSTEM
UNRESTRICTED MOVEMENT

More efficient in operation due to faster loading cycles, since the crane can be slewed over a shorter distance. The crane works more efficiently and faster.



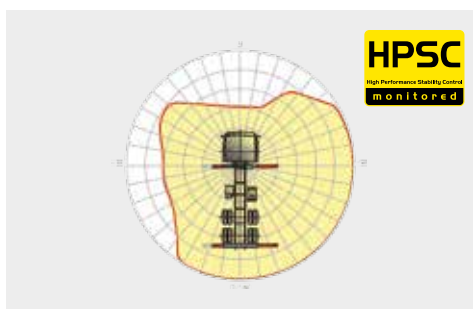
POWER LINK PLUS
HIGH VARIETY OF USES

With the 15 degree reverse linkage system on the knuckle boom and the 25 degree reverse linkage system fly-jib, you can reach through low door openings and also work inside buildings. Heavy crane work – even in difficult conditions.



EXTENSION BOOM SYSTEM
EXCELLENT STABILITY, EVEN AT A HEIGHT

Thanks to the use of high-strength fine-grain structural steels in combination with a new extension boom profile, stiffness is increased and weight reduced.



HPSC
MAXIMUM UTILISATION OF THE WORKING RANGE

The variable stabiliser positioning of the High Performance Stability Control System allows the full lifting capacity of the crane to be used, even when working within tight spaces.



S-HPLS
MORE LIFTING POWER WHEN IT COUNTS

S-HPLS is one of the most important functions of the PALTRONIC. It is a fully automatic system for increasing lifting power. The lifting power and crane speed can be continuously adapted to suit requirements.



PALCOM P7
COMMUNICATION WITH THE OPERATOR

The new PALcom P7 features a modern, ergonomic design. The centrally located knob "PALdrive" and a large colour display enables easy and safe operation.



CABLE WINCH

ADDITIONAL POSSIBLE APPLICATIONS


A 4.5-ton cable winch on the outer boom as well as a 3.5-ton cable winch on the main boom are available. The cable winches feature a high lifting capacity.



FUNCTIONAL DESIGN

PRACTICAL AND ATTRACTIVE


Robust plastic covers protect crane parts against dirt and damage. Improved looks and increased operational comfort – throughout the entire lifetime.



SOFT STOP FUNCTION

IMPROVED COMFORT AND SAFETY

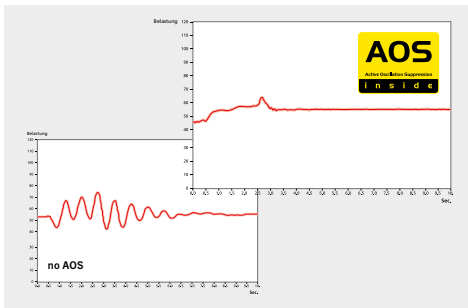
The Soft Stop function is an electronic limit position damper. It causes gentle braking of all crane movements before the limit position is reached. Hence, jerky movements and load impacts can be avoided. The crane can be operated more gently and precisely.



SRC

MORE COMFORT IN ROPE WINCH OPERATION

The SRC (Synchronised Rope Control) system maintains a constant distance between the pulley head and the hook block. This advantage is particularly valuable in terms of ease use for the operator, and it also noticeably improves the efficiency of any operation.



AOS

MAXIMUM PRECISION AND SAFETY

The active oscillation suppression system prevents "post-oscillation" in the event of rapid braking or load changes. The stress peaks on the extension boom system are reduced and material fatigue and wear are minimized. This increases the resale value.



DPS PLUS / DPS-C

MORE EFFICIENT FLY JIB OPERATION

The Dual Power System allows multiple uses of the crane both for large outreaches as well as for heavy load operation.



WORKMAN BASKET

MAXIMISED FUNCTIONALITY

With the aid of the workman basket, additional duties like installation and maintenance work can be performed with the crane.



P-FOLD

PERFECT SET-UP BY FINGERTIP CONTROL

The new assistance system makes folding and unfolding an easy job for the crane operator. This significantly increases operator comfort and prevents costly damage.



MOUNTING CONCEPT

A ONE-STOP SOLUTION

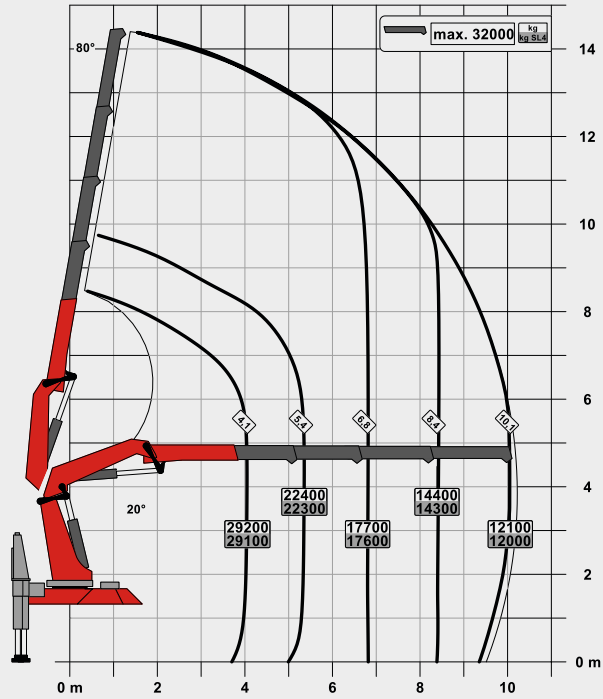
PALFINGER offers its customers complete solutions from the factory via the Mounting Competence Center. This allows mounting to be standardised and optimised on a conventional 4-axle or even a 5-axle truck.



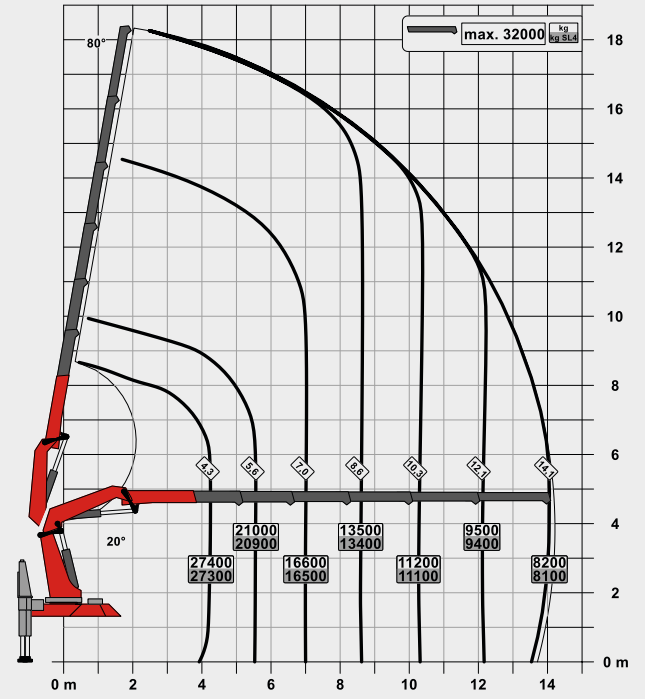
* Optional features / country-specific equipment

PK 165.002 TEC 7

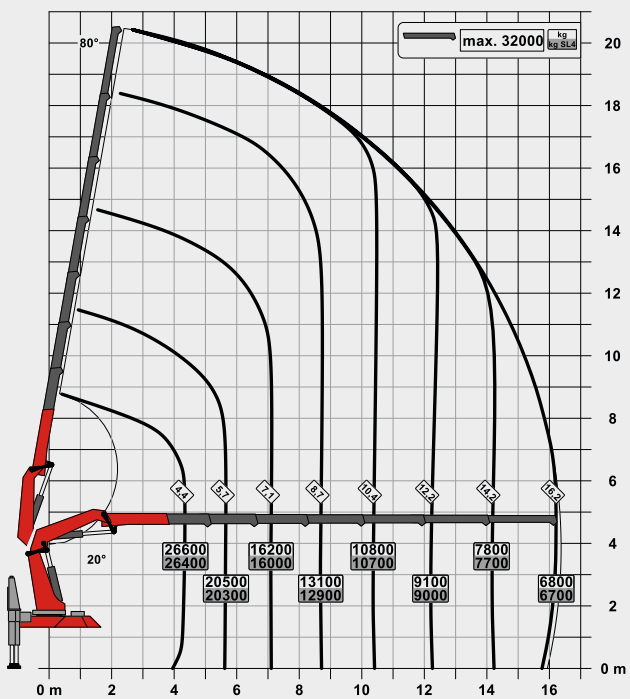
C



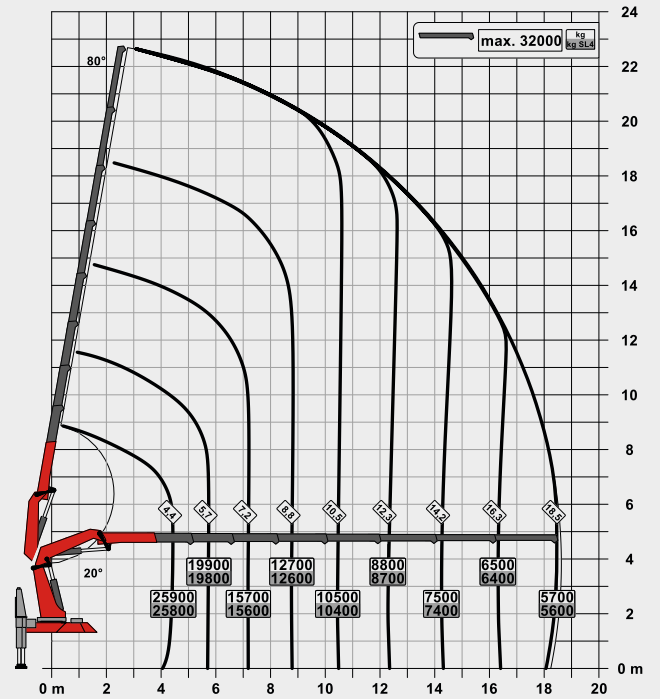
E



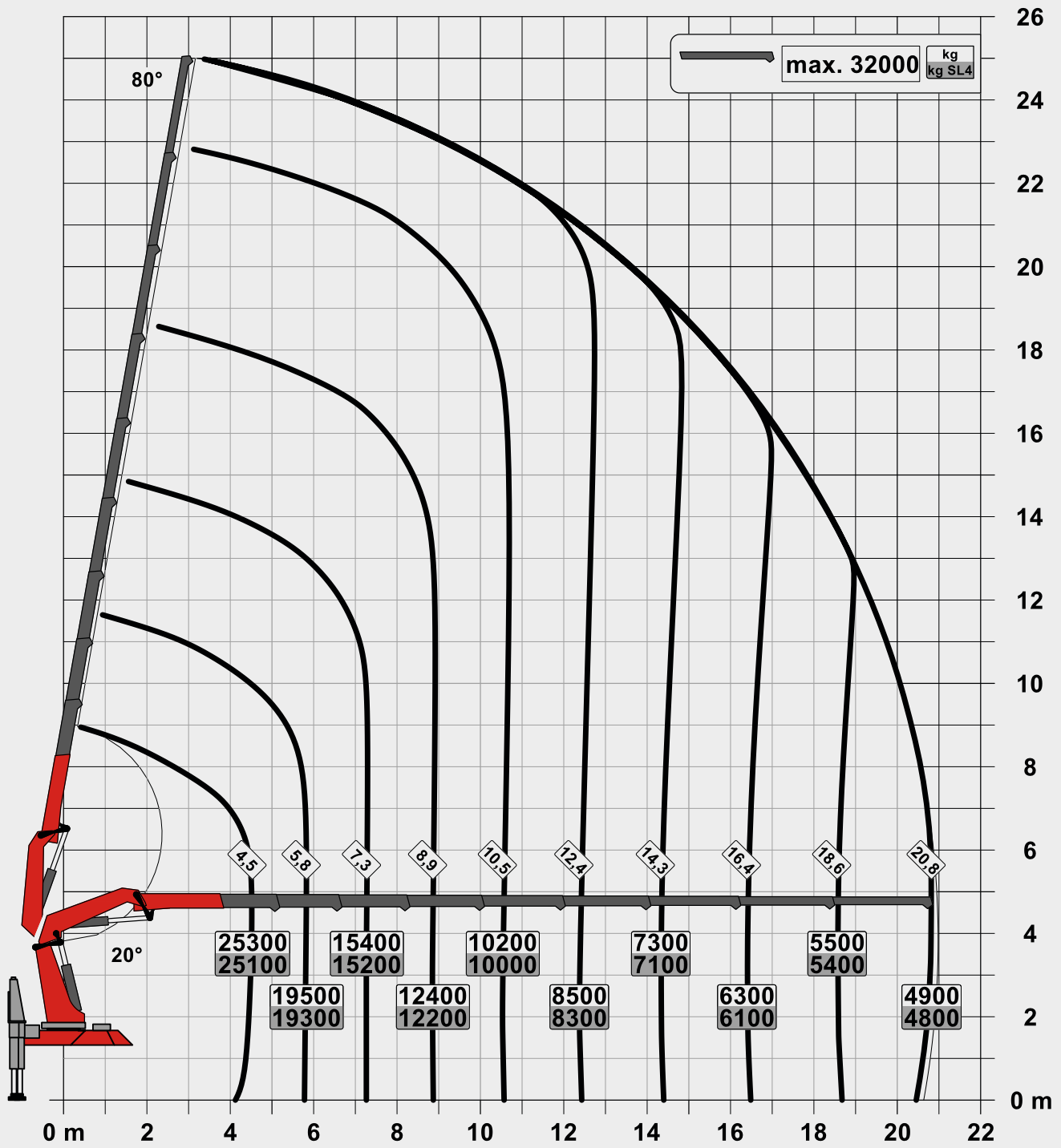
F



G



H



PK 165.002 TEC 7

TECHNICAL SPECIFICATIONS

Classification	EN 12999 HC1 HD5/S1	
Max. lifting moment	124.8 mt/1224.3 kNm	903020 ft.lb
Max. lifting capacity	32000 kg/313.9 kN	70600 lb
Max. hydraulic outreach	21.0 m	68' 10"
Max. outreach (with fly-jib)	36.1 m	118' 4"
Slewing angle	continuous	
Slewing torque	12.0 mt/117.8 kNm	86880 ft.lb
Stabiliser spread	10.0 m	32' 10"
Width folded	2.55 m	8' 4"
Max. operating pressure	385 bar	5584 psi
Recommended pump capacity	2 x 120 l/min	31.7 US gpm
Dead weight: (HYA C R4X)	11610 kg	25600 lb

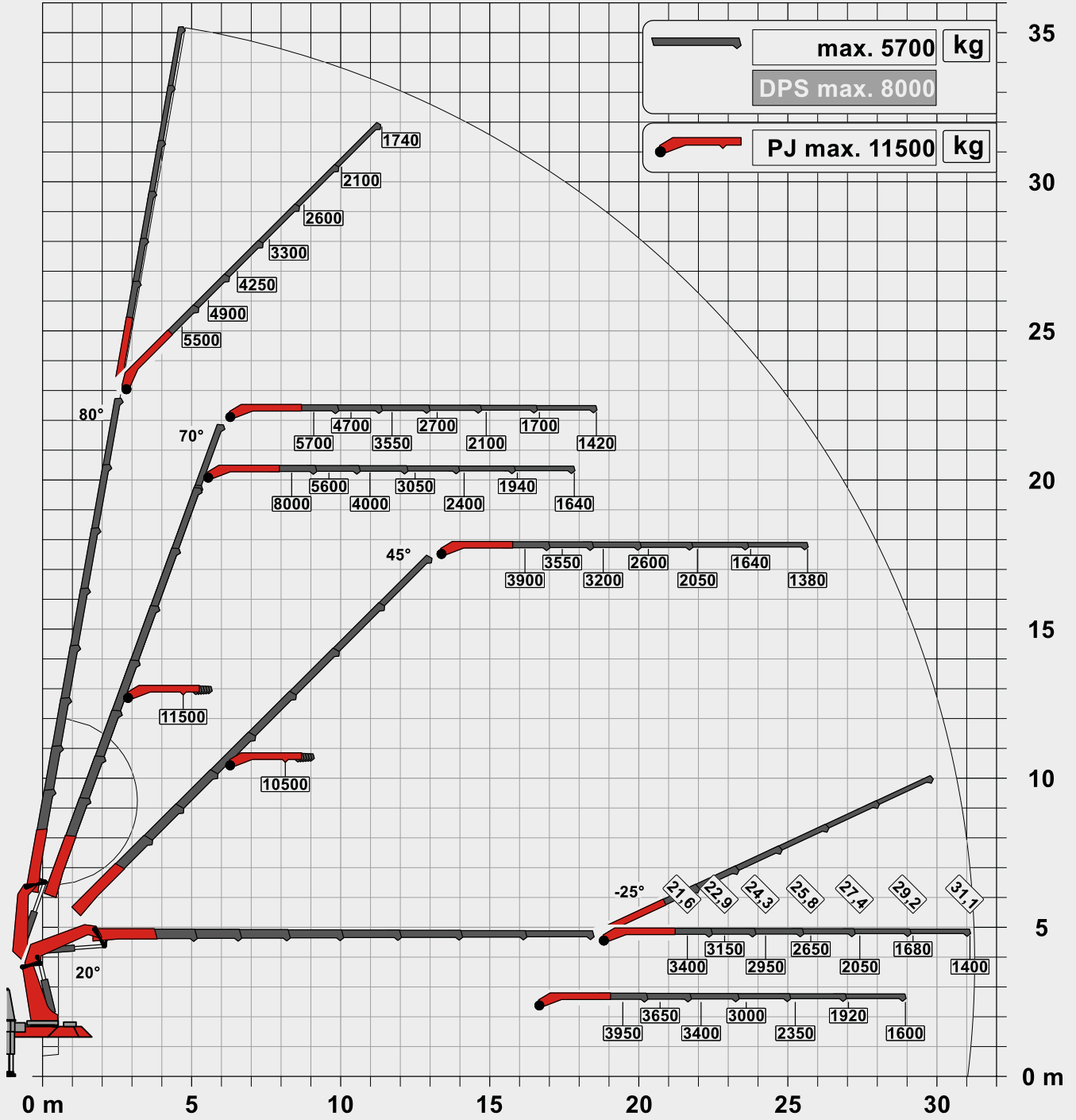
TEC 7

- Power Link Plus
- Paltronic
- S-HPLS
- PALcom P7
- Soft Stop
- Optional:
 - DPS-C
 - HPSC Plus
 - P-Fold
 - PJ 240 or PJ 300
 - Rope winch 3.5t / 4.5t

GROSS VEHICLE WEIGHT of less than 32ton - fully equipped

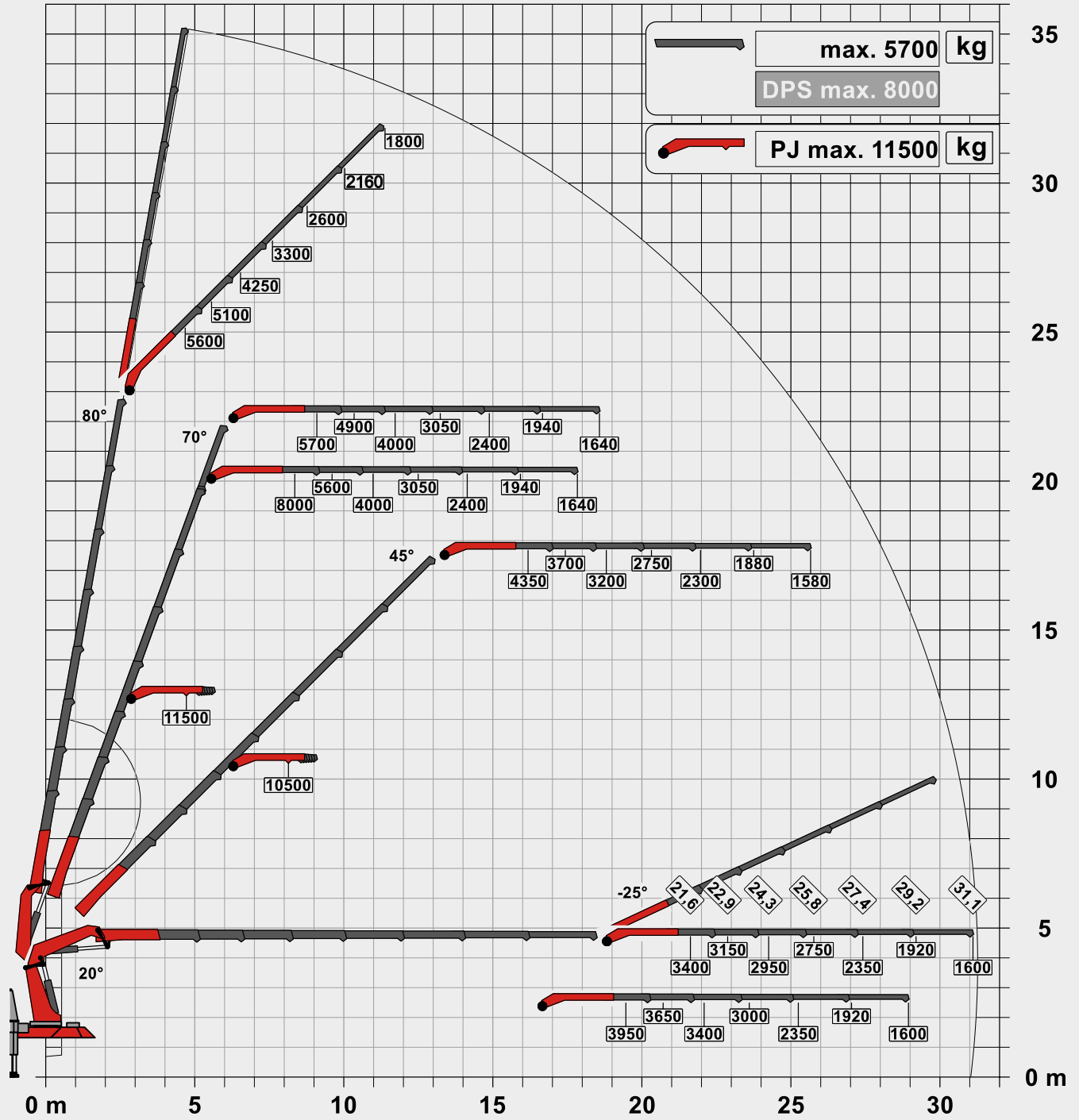


G PJ 240 E DPS Plus

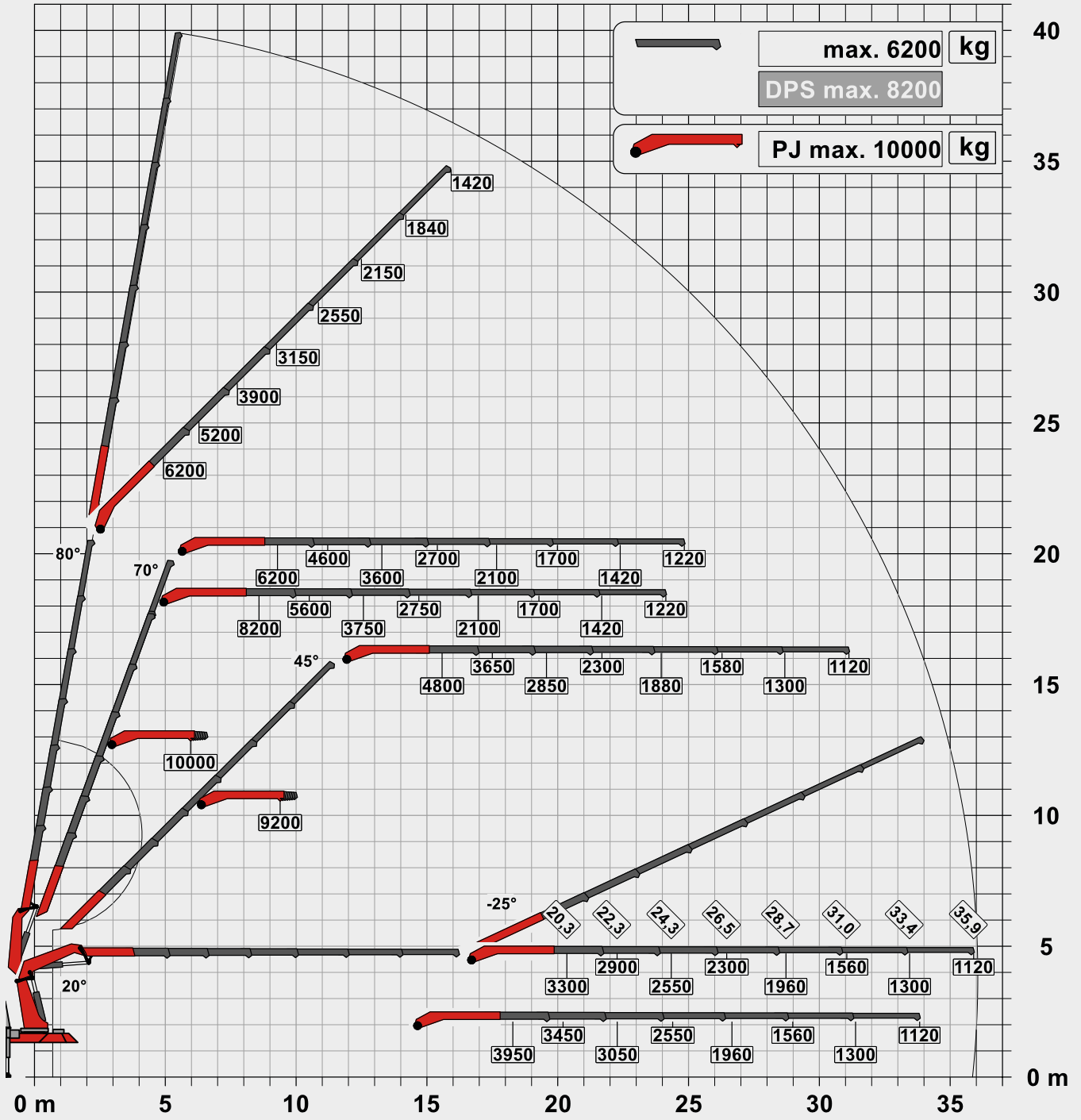


PK 165.002 TEC 7

G PJ 240 E DPS-C



F PJ 300L F DPS-C



MOUNTING-OPTIONS (MCC)



FUNCTION AND DESIGN OF BULKHEAD

Our deep-built platforms are fitted with a functional bulkhead with a visually appealing design. Functions: integrated transport box along the vehicle's entire width, loop hangers for lifting equipment with aluminium wear tub. Integrated, powerful LED working lights to illuminate the loading surface and the lateral working areas on the vehicle.



FRONT STABILIZER

A front stabilizer can be added in order to maximise the overall performance of the vehicle. If required, this can also include the necessary chassis frame reinforcement. The front stabilizer cover is accurately matched to the front-end shape of the corresponding vehicle.



TOOL AND STORAGE BOXES

Starting with a specially designed box with a roller shutter and a pull-out drawer, which is mounted on the loading platform, all gaps and spaces in the vehicle can be filled with storage boxes. This maximises the stowage space on the vehicle.



STORAGE BOXES FOR AUXILIARY SUPPORT

Storage boxes can be installed on the auxiliary support outriggers. The boxes offer optimum storage for chain suspensions. When the outriggers are retracted, the boxes disappear under the platform to make optimum use of space. When the outriggers are extended, lifting equipment can be ergonomically removed from the box using the crane's hook. This reduces the setting up effort when working with cranes.



ADDITIONAL LIGHTING

In order to optimise the lighting for the vehicle environment and the stabilizer area around the vehicle, modern LED lamps for working, for the number plate and for the periphery can be fitted on request. This not only increases your vehicle's visual appeal but also improves working safety when there is not much natural light available.



PLATFORM

On the basis of a standardised platform, different platform variants are offered. The design of the front, rear and side walls is individually adapted to the preferred variant. Special versions such as a hydraulically extendible rear part are possible. The steel parts of the platform design feature KTL coating and are painted in the customer's preferred colour.



